


Creation of Map Pack – PDF

If we don't have Adobe PDF writer on the PC – there is a free website that allows 2 products to be created per hour.

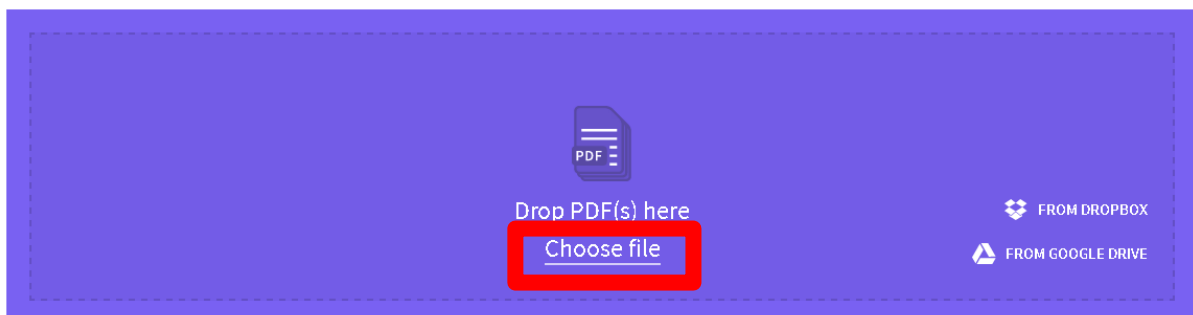
<https://smallpdf.com/>



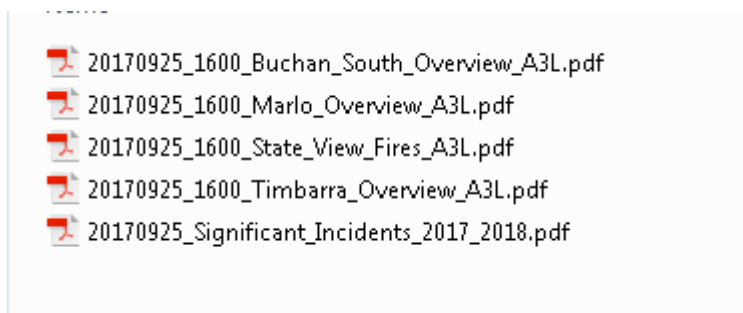
NEW! Download our new App, [PDF Reader](#) for desktop.

Steps involved, create all your PDFs as per normal.

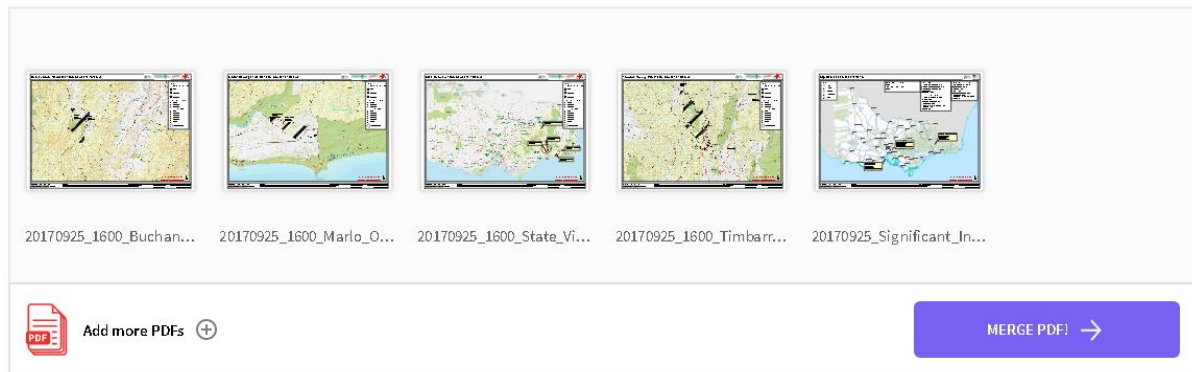
Click the **Merge PDF** option, then select Choose file.



Navigate to where you have saved your PDFs, select all the maps you want to include in the map pack.



Result will look something like:



You can then select and drag the PDF files around to change the order. Please take the time to reorder so the maps are in a logical order. Ie. Significant incident, state overview, individual maps. See result below of reorder.



Then click **Merge PDF**.

Once merged, click the **Download File Now**.

Save and name it to SCC-Map-Pack.pdf and then do the transfer to EM-COP.

